

COMBi-HC-PPT 3000-6000

HIGH CAPACITY
POWERED PALLET TRUCK

Equipped with our patented multi-position tiller arm the Combi-HC-PPT offers safer operation, maximum operator visibility and narrow aisle performance.

COMBiLiFT

LIFTING INNOVATION

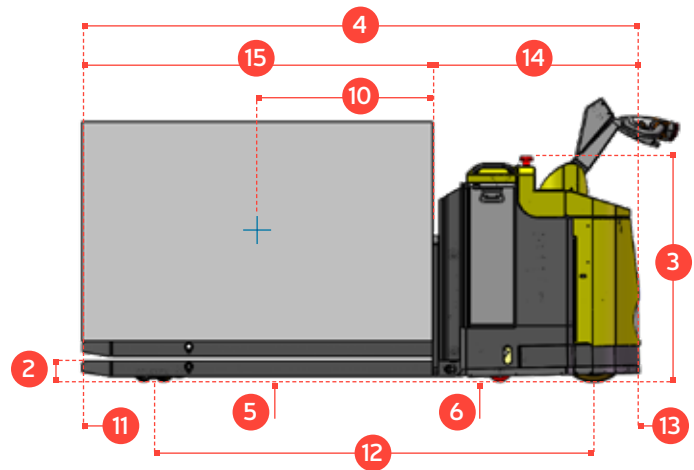
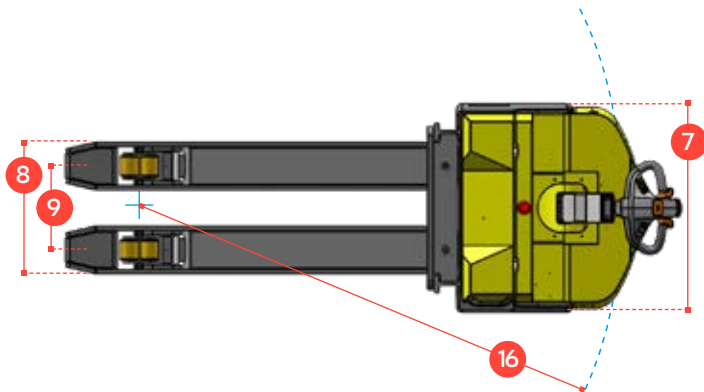


- Patented Multi-Position Tiller Arm
- Ride on platform (optional extra)
- 7,000-16,000kg available on request



COMBI-HC-PPT 3000-6000

HIGH CAPACITY POWERED PALLET TRUCK



With a load capacity ranging from 3000kg to 16000kg the Combi-HC-PPT can work in the smallest operating aisles.

REF.	DESCRIPTION	STANDARD
1	Standard Lift Height	95 mm
2	Lowered Height	87 mm
3	Overall Height	1050 mm
4	Overall Length	2150 mm
5	Ground Clearance Under Fork	17 mm
6	Ground Clearance to Centre of Wheelbase	20 mm
7	Width	920 mm
8	Outside Spread of Fork Arms	580 mm (other sizes available)/1250
9	Track Front	370 mm
10	Load Centre Distance	600 mm
11	Overhang Front	330 mm
12	Wheelbase	1600 mm
13	Overhang Back	220 mm
14	Length From Face of Fork	950 mm
15	Fork Length	1200 mm (other sizes available)
16	Minimum Outside Radius	1800 mm
A	Capacity	3000 - 6000 kg
B	Maximum Ground Speed	6 km/h
C	Grade-ability	5%
D	Battery Capacity	24 V / 375 Ah
E	Fork Section	70 mm x 210 mm
F	Front Tyre (Polyurethane)	OD 85 mm / Width 95 mm
G	Rear Tyre (Vulkollan)	OD 313 mm / Width 125 mm
H	Standard Colour	Yellow & Grey
I	AC Electric Traction Motor	24 V / 4 kW

rev. 1.1

Superior safety with Combilift's patented Multi-Position Tiller Arm

The tiller can be turned to the left or right to allow the operator to remain at the side. This enables full visibility of the load and forks, while maintaining full steering control, providing greater awareness of the surroundings for enhanced overall safety.



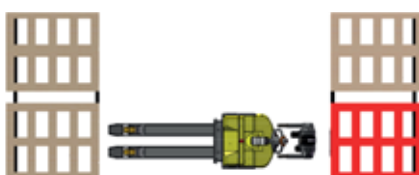
Features Include:

- Power Steering
- AC Motor Technology
- Rear Wheel Drive
- Patented Multi-Position Tiller Arm

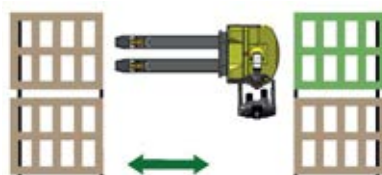
Optional Extras:

- Fork Configurations for Reels
- Wider Forks
- Longer Forks
- Closed Fork Height
- Lift Stroke
- Slave Pallet System Available
- Ride on Platform

Without Combi-PPT



Using Combi-PPT



Standing to the side of the truck eliminates the risk of being trapped or crushed while allowing the Combi - PPT to operate in very narrow aisles.

COMBILIFT HAS A POLICY OF CONTINUOUS PRODUCT DEVELOPMENT AND RESERVES THE RIGHT TO ALTER SPECIFICATIONS WITHOUT PRIOR NOTICE. SPECIFICATIONS AND/OR DIMENSIONS MAY VARY FROM THOSE ILLUSTRATED IN SOME COUNTRIES.